Constantinos Doxiades

THE GREEK SACRIFICE
IN WORLD WAR II

ATHENS 1946 – PUBLICATION SERIES
OF THE UNDERSECRETARIAT OF RECONSTRUCTION NO. 9
Translation: Stavroula I. Likiardopoulos

WAR AND AXIS OCCUPATION

The Axis occupation of Greece was a dark period of enslavement and doom. In the beginning, the Germans occupied the country with the purpose of giving part of it to the Italians, who had been defeated in Albania. Later on, while regrouping their forces in order to attack Russia, they allowed the occupation of Greece by the "satellite" forces of the Axis, thus dividing our nation between the Bulgarians and the Italians. Thus begun the tumultuous, unthinkable tragedy of the Greek Nation. Under the thumb of three conquerors, Greece is divided with the implementation of a careful plan by the Germans to many different zones of occupation. In this way, the country was divided in small zones, isolated from each other with financial restrictions. The occupants of a zone could not buy the products of another zone, resulting in starvation and while the neighboring zone had food in abundance that was missing from their neighbors, they in turn, were lacking other necessities that a third zone could provide.
The Greek consciousness of the whole thus seizes to exist.
The Body of the country perishes.
That was the actual intent of the Conquerors.
In the Thesalloniki district, there is a surplus of wheat produce, while in Epirus, the district is starving to death. In the Aegean Islands region, there is a surplus of oil, while the rest of Greece is dying from malnourishment. The raisin produce in the Pelloponese is rotting away, while in the rest of the country, and especially in Athens,

hundreds of children are dying each day from Glucose deficiency. The goal of the Axis powers is twofold: On the one hand, it deliberately condemns the Greek people to death by starvation, by forbidding the provision of supplies and prohibiting the circulation of basic goods, on the other hand, it forbids the farmers and producers to freely distribute goods, thus controlling the production of goods and commodities, which they are then able to buy for a mere pittance.
Two years of war later, Italy is the first to surrender and its army in Greece is dissolved. The Germans in turn expand the Bulgarian occupation as far as Thessaloniki and allow the primordial enemies of Hellenism to reach deeper in Greek territory, to loot and plunder it.
Once again in the course of history, Hellas falls into the clutches of medieval age slavery. Any semblance of law, order, or justice, seizes to exist.
Finally, after four years of war and after three years of Axis occupation, our Nation is liberated. In October 1944, the entire country, save for the three zones of German guard, those of the island of Crete, Melos and the Dodecanese, is once more FREE. But the Germans leave scorched earth as they retreat. Even after the liberation, hundreds of Greek citizens die from famine in the more secluded areas.

AGRICULTURE

In the course of the four years of war and occupation, the situation in the mainland is unfathomable. The agricultural goods, as well as all industry, is in the hands of the enemy. The conquerors will either pay ridiculously low prices for goods and commodities, or they will not pay at all. The consequences are tragic. Nobody is interested in cultivating land more than to feed their family and in many instances, such as that of tobacco production, which was being transported to Germany, production is completely halted. The rate of production falls to a devastating low. It is worth mentioning that, in two major commodities, tobacco and raisin, production falls by 89% and 66% respectively in relation to the pre-war production rates. This rate is even more devastating in 1944 (last year of occupation).

Reduction in Agricultural Lands and Produce

Products	**Agricultural Land**	**Reduction**	**Produce In metrical tons**	**Reduction %**		
	1938	**In Average between 1941-44**		**1938**	**In Average between 1941-44**	
Cereal	3.955.000	2.870.000	28%	1.668.550	1.014.463	40%
Legumes	306.000	215.000	30%	386.340	247.340	36%
Tobacco	205.000	38.000	82%	48.010	5.400	89%
Cotton	170.000	52.000	70%	45.300	11.300	75%
Various	365.000	262.000	28%	582.658	345.288	41%

DISMEMBERMENT (SECULARIZATION) OF THE COUNTRY DURING AXIS OCCUPATION AND ECONOMIC ISOLATION OF VARIOUS REGIONS

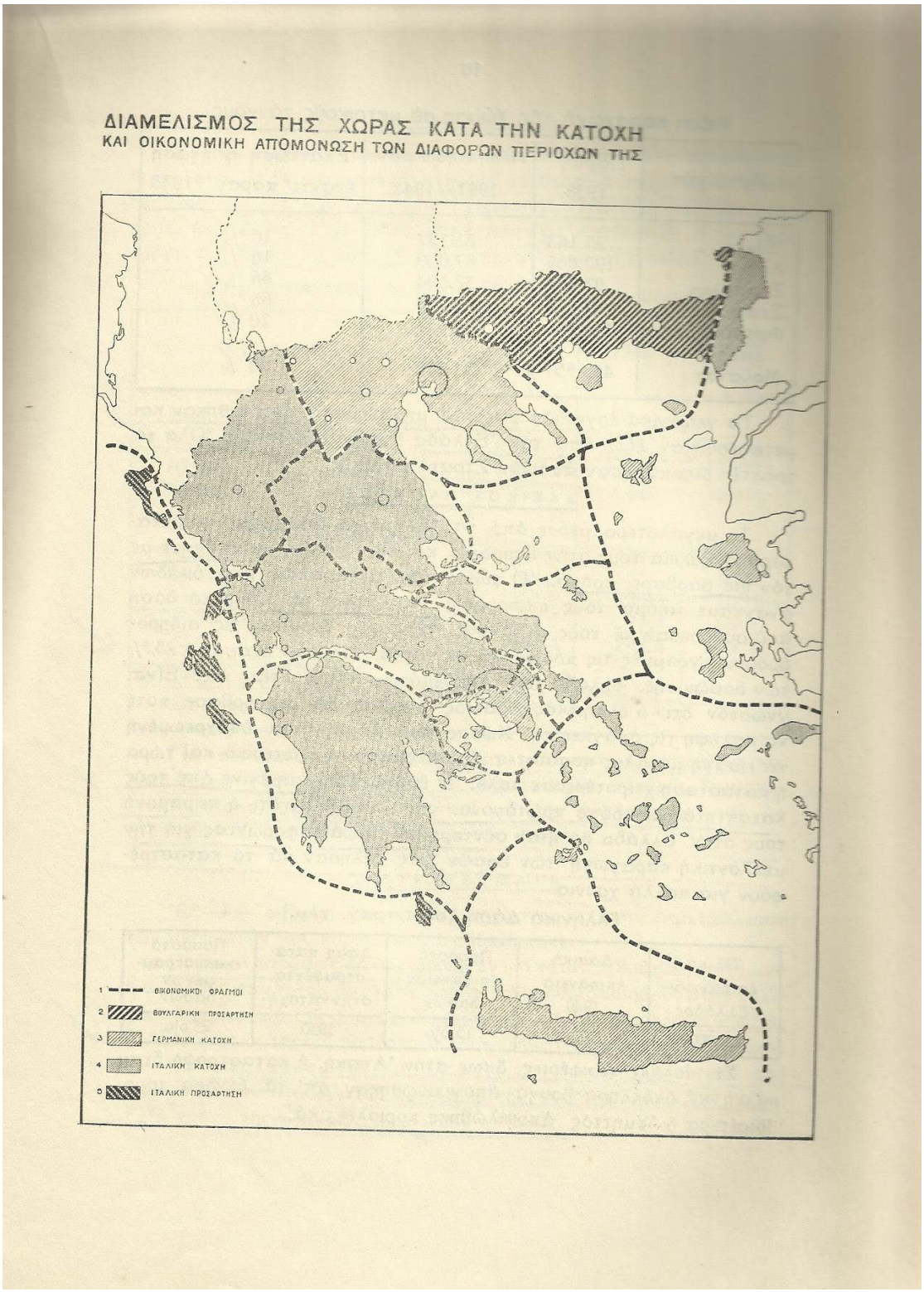

Average Production in Greece (In metrical tons)

Products	Produce in 1938	Average Yearly production 1941-44	Reduction or losses comparatively to 1938
Olives	25.163	21.127	16%
Oil	102.805	87.000	16%
Grapes	97.784	32.594	66%
Raisin	187.372	61.100	66%
Fruit, Nuts	316.265	254.617	20%
Must (grape)	463.557	231,778	50%

All our agricultural equipment and machinery was arbitrated and transported out of Greece, or they were destroyed. All tractors were confiscated by the occupation army.

FORESTRY AND LANDSCAPES

The greatest part of our forests was maimed in the most brutal way, in order to export wood to Germany and Italy. The fear of our Guerrilla resistance fighters (Adartes) taking refuge in the forest, resulted in the burning of the Greek forests that bordered with all major national roads, railway stations, cities and villages. The country lost 25% of its forests, hence, its supply in wood. It is well known that the country was never able to cover all of its needs in wood production and in fact imported vast amounts from abroad and the situation now is considerably worse. The forests were cut down in the most primitive of ways, as the conquerors knew their stay in Greece would be short lived and without any consideration for the future of our natural wealth, deliberately maimed and destroyed the forests for many years to come.

Greek Forests (In Sq. Km)

Total surface GREECE	Forest Lands	Percentage of Forests	Forests ruined in Axis Occupation	Percentage of lost Forestry
50.000	7.700	15%	1930	25%

In many regions, such as in Attiki, the destruction was complete and entire mountains were cleared of trees. Ymitos Mountain in particular, was left completely bare.

LIVESTOCK FARMING

Approximately the same amount of disaster occurred with our livestock. Livestock Farming practically came to a halt. Thousands of animals were seized by the Germans, the Italians and the Bulgarians, while tenths of thousands were slaughtered in retaliation, or to feed the Axis occupation armies, or even died of starvation.

LIVESTOCK WEALTH IN GREECE (In Thousands)

Type of animal	1938	1944	Reduction %
Small farm Animals			
Sheep	8.139.7	4.069,4	50%
Goats	4.366,2	2.178	50%
Pigs	429.7	86	80%
Cargo &Labor animals			
Oxen	967.3	387	60%
Buffalo	67.3	27	60%
Horses	363.2	145.3	60%
Mules	183.6	73.4	60%
Donkeys	404.4	242.6	50%
Poultry			
Chickens and other poultry	11.944,5	5.972.3	50%

For the entirety of the Greek population, the provision of even one ration of 800 grams of meat was impossible, while the occupation forces helped themselves to anything they required: Even going as far as the resupplying of the mission of the German army forces to Africa.

MINING

The level of destruction was equally serious in the mining business, which was literally obliterated.

The facilities were destroyed, either by the enemy or by the resistance fighters as sabotage so as not to be used in warfare by the Axis Forces. In accordance with the instructions of the Allies, the resistance fighters systematically destroyed every facility.

The total mining and production dropped to a staggering 6%, then to 2% in comparison with pre-war percentage and on the last year of occupation, production completely stopped.

Mining In Greece during the Axis Occupation

Metal	1939	1940 mining	percentage	1941 mining	Percentage	1942 mining	Percentage
Iron	233.523	25.700	11%	--	--	--	--
Manganese	1.444	1.140	79%	245	17%	529	36%
Nickel	60.124	22.800	38%	31.620	6%	--	--
Chromium	50.360	33.240	66%	31.220	62%	16.050	32%
Magnesite	52.226	10.080	19%	8.880	17%	--	
Magnesium	35.519	24.060	74%	3.250	10%	--	
Silicone	181.975	18.200	10%	360	0,02	--	
Boxite	178.111	1.070	0.6%	5.340	3%	--	

Pumice Stone	11.708	3.040	26%	580	5%	--	
TOTAL	802.645	139.330	29%	110.485	6%	16.589	2%

COMMERCE

Similarly, everything that happened with mining also happened with the entirety of the country's commerce abroad. In contrast to the pre-war period, imports were reduced to 6% and it was only when the Allies decided to break the embargo (on the second year of Axis occupation),that it rose to 10% and in the third year to 12% of pre-war era, mostly because of the provision of food by the Allies.

Exports were significantly reduced, a result of the Greek people not wishing to financially enhance the Axis countries. During the first year, exports dropped to 8%, on the second year to 6% and on the third to 3%. The Axis forces in turn, retaliated in kind.

COMMERCIAL EXPORTS OF GREECE BETWEEN 1941-1943 (In 1.000 metrical tons)

	Pre-war	**1941**	**1942**	**1943**				
	Imports	**Exports**	**Imports**	**Exports**	**Imports**	**Exports**	**Imports**	**Exports**
Food-Supplies	713.35	266.10	78.78	37.25	135.53	39.11	15.04	7.98
-Various	12.66	25.77	6.38	11.82	19.14	4.36	23.39	8.50
Industrial products	1.659.74	798.73	82.98	39.33	116.18	15.97	132.78	15.97
Total	**2.585.75**	**1090.61**	**168.02**	**89.00**	**270.85**	**59.44**	**313.21**	**32,45**
Per. %			***6%***	***8%***	***10%***	***6%***	***12%***	***3%***

A prominent example of the way the Axis power attempted to eliminate the Greek people, by reducing the import of food, is the severe reduction in livestock imports during the occupation. Livestock import, for the provision of our basic nutritional needs, dropped nearly to zero.

REDUCTIONS IN EXPORTS OF MINNING PRODUCTION DURING AXIS OCCUPATION 1939-1942



METAL	1939	1940	1941	1942
Iron	233.523	11%	0%	0%
Manganese	1.444	79%	17%	36%
Nickel	60.124	38%	6%	0%
Chromium	50.360	66%	62%	32%
Magnesite	52.226	193%	17%	0%
Magnesium	32.509	74%	10%	0%
Pumice Stone	11.708	26%	5%	0%
Ironite	181.975	10%	0,02%	0%
Boxite	178.111	0,6%	3%	0%
Total	***802.654 Tons***	***29% of pre-war***	***6% of pre-war***	***2% of pre-war***

ΕΛΑΤΤΩΣΗ ΤΩΝ ΕΙΣΑΓΩΓΩΝ ΚΑΙ ΕΞΑΓΩΓΩΝ ΚΑΤΑ ΤΟ 1941-43

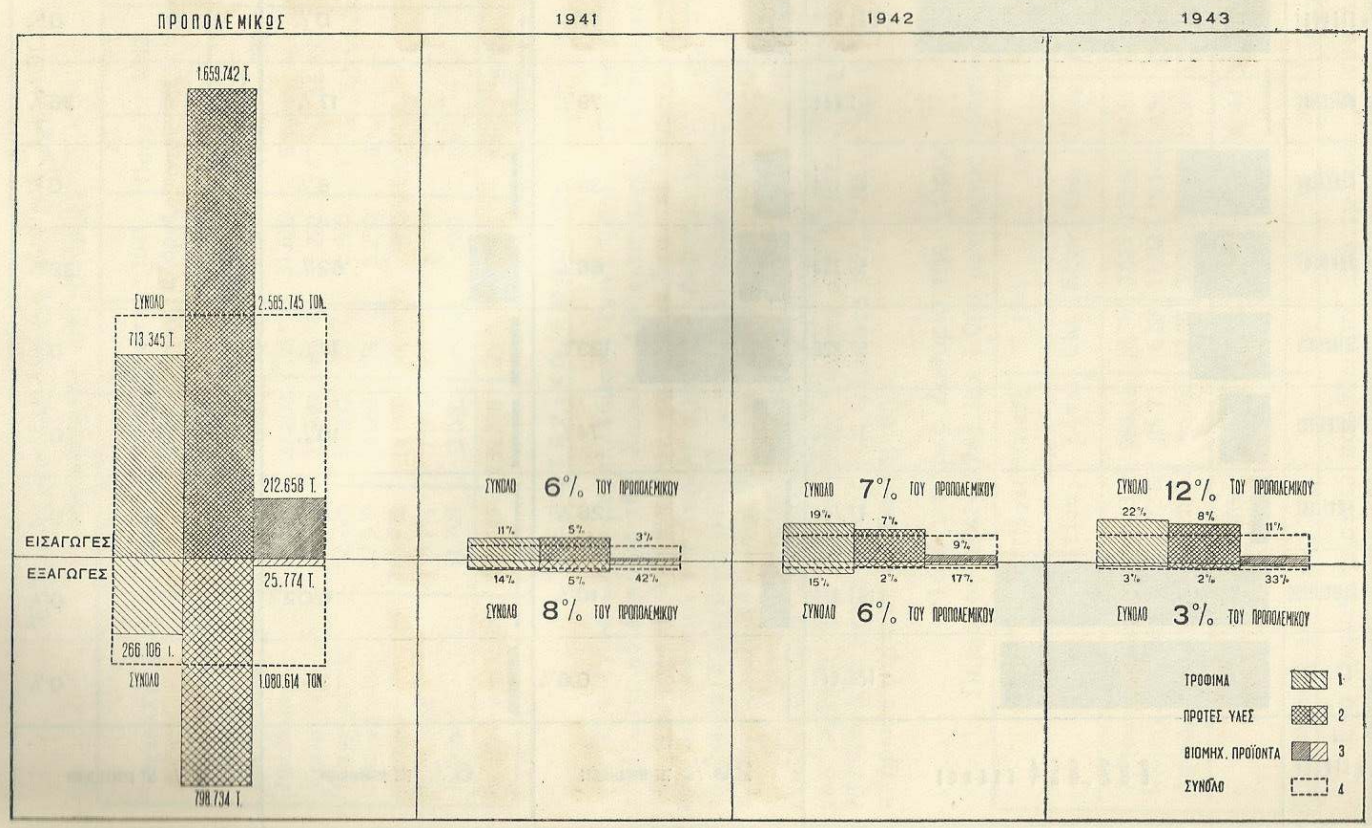



LIVE STOCK IMPORT DURING AXIS OCCUPATION

Livestock	Pre-war	Imports		
		1941	1942	1943
Cows, Oxen, etc.	65.715	900	34	127
Sheep, goats, etc.	470.403	1602	303	1591

From the evidence we will submit below, we will clearly demonstrate how the Axis powers violated all international Code of War, which stipulates that the conqueror

feed the conquered population, but, quite to the contrary, the Germans halted all imports in order to force the country to increase productivity in order for them to be able to enslave the rest of Europe. The Greek people however chose to suffer, starve and die on the streets, rather than work for the benefit of the Axis. Contrary to aiding the plans of the Axis, this form of resistance became instead an open wound that reflected heavily on the German morale, and forced them to take desperate measures to cope with the resistance of the Greek people.
Hellas chose to fight the fair fight, for the triumph of the same moral principles that begun in this land, and shone bright for all mankind to see.

DESTRUCTION OF INFRASTRUCTURE

The raging, destructive mania did not stop before the country's infrastructure. From one end to the other, the images are devastating; The extent of the sacrifice of the Greek people and of the destruction imposed, is an indisputable testimony of the country's contribution to the cause of the United Nations. Bridges, ports and airports, railroads, constructions and infrastructure that were paid for with the sweat of our brow and in blood are today no more than shambles. The vengeful hordes of the three Axis forces uprooted our country, who would not surrender. From the entirety of our railroad, almost nothing was left standing when the country was freed.
It is a disheartening reality, but reality nonetheless, that these four years of war eradicated our public transportation by 100%.
Firstly, in the Battle of Greece, with the savage air-raids of the Luftwaffe, and later on with the Greco-British retreat, a large part of the railroad and bridges was blown up. From then on, during the entire period of the Axis Occupation, this form of destruction took on the form of a heroic struggle, with the efforts of the Organized Resistance to halt the resupplying of the troops of Field Marshal Rommel, by destroying the enemies' internal means of transport.
With the thought alone, that the mission of the Allies in Africa was in peril, that same people who had built everything, destroyed it by their own hand.
But the biggest, most devastating part of the catastrophe, occurred by the retreating German forces, who, upon running before the face of the victorious British, blew up everything that could be utilized. Any semblance of a means of transportation was either destroyed, or transported to Germany and Bulgaria. The existing railroad became no more than a wreck. Large and small bridges, faculties, buildings, factories, machinery facilities, railroad stations, everything, everything is completely destroyed. Vehicles, supplies, steam engines, passenger and cargo carriers, all that had come by the sweat of our brow, all that had been paid for by the Greek people in its one hundred and twenty years as a modern free nation, today no longer exist.

(URBAN CONSTRUCTION DISASTER)
GREEK NATIONAL RAILROAD (ΣΕΚ) (width of line 4.11' inch.)

Facilities &Construction – Mobile Units	**Pre-War**	**End of Axis Ocuppation**		**Losses %**
		Salvaged	**Lost**	
Bridges more than 130 in. width	29	-	29	100%
Bridges between 30-130 in.	55	-	55	100%

Engine Rooms				80%
Hydraulic facilities				100%
Railroad stations				50%
Tunnels				24%
Mobile Units				
Steam Engines				93%
Passenger Carriages				
Cargo carriages				98%
Vans				

(ΣΠΑΠ) RACK RAILROAD (LINE WIDTH 3-3 ½ inches)

Facilities &Construction – Mobile Units	**Pre-War**	**End of Axis Occupation**		**Losses %**
		Salvaged	**Lost**	
Bridges more than 130 meters. width	12	-	12	100%
Bridges between 30-130 m. width	140	106	34	24%
Engine Rooms				30%
Hydraulic facilities				20%
Railroad stations				10%
Mobile Units				
Steam Engines	93	20	73	78%
Passenger Carriages	205	51	154	75%
Cargo carriages	966	241	725	75%
Vans	43	11	32	75%
Automotive	20	14	6	30%

The level of destruction in our railroad is horrifying. Here, the numbers speak for themselves:

Piraeus –Thessaloniki:	**Percentage of destruction**	100%
Thessaloniki-Alexandropolis		32%
Thessaloniki – Yugoslavian Borders		100%
Σ.Π.Α.Π line (rack railway)		100%

The same level of destruction that occurred on our railway transportation, also extended to our highway and road network. Our main national roads and large bridges have been destroyed by 90% and the smaller ones by 50%.

The destructive rage of the enemies had no end. They tore down mountain ways, blew up tunnels and as they were retreating stole or wrecked 85% of our total in automobiles.

An estimate follows:

MOBILE (VEHICLE) LOSSES

Vehicles	Pre-war	Total Losses	Partial Losses
Passenger Vehicles	8700	5650 or 65%	1525 or 18%
Vans/ Cargo Vehicles	5900	3900 or 60%	1175 or 20%
Busses	2600	2100 or 80%	250 or 10%

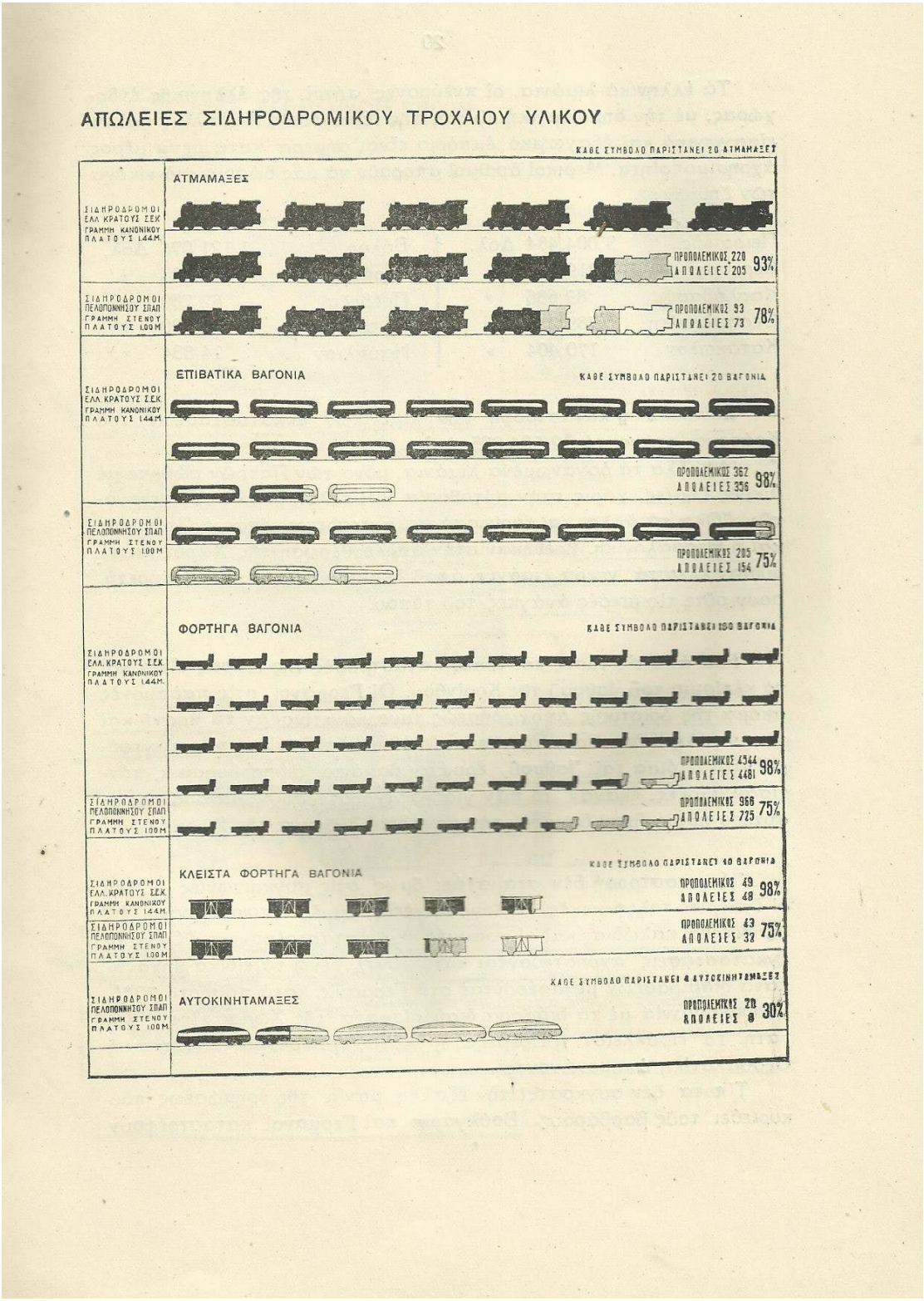

The Greek ports, these lifelines for the Greek mainland, with all their liveliness and productivity in trading of our Commercial Navy, import and export trading, is today largely out of use. Again the numbers speak for the size of the destruction:

Pireaus	3.004.84 dollars	Volos	1.121.076 dollars
Corfu	219.731 -//-	Heraclion	170.404
Karlovasi	89.686	Preveza	6.2789
Thessaloniki	789. 238	Patras	31.390
Katakolo	170.404	Nafplion	14.834

The total sum of the destruction of the Greek ports and state facilities, reaches a total of 12.584.825.dollars.

From all major ports, only the port of Patrai was spared with minor damages, due to the self-sacrifice and bravery of a few workers. All others, including most major ones, like the ports of Piraeus and Thessaloniki, were, upon liberation, found to be closed, non-functioning and could not even meet the basic needs of our land.

Amongst the many disasters, one of the most lasting ones, is of course the destruction of the Isthmus of Corinth. On the eve of their retreat, the Germans blew up the banks and the big railway bridge, tossed train carriages into the sea, detonated mines, they did everything they could to render the only isthmus of the country useless for as long as possible.

But the destruction did not stop with the means of transportation. All aerial telephone and telegraph lines are cut off, underwater cables and lines are destroyed. Every facility is 100% ruined, while any special equipment is carried off to Germany on a percentage of 70%. Communication with the various regions of our country is impossible. Heraclion, Preveza, Arta,Corfu, Patra, Thessaloniki, are now all isolated.

There was no end to the destructive mania that had seized the barbarians. Bulgarians and Germans together destroy to a large extend all hydraulic structure that were done in order to increase wheat production of the impoverished mainland. In the region of Thessaloniki, damages reach up to 22,7%, while on the plains of Serres-Drama, they reach up to 26.7%.

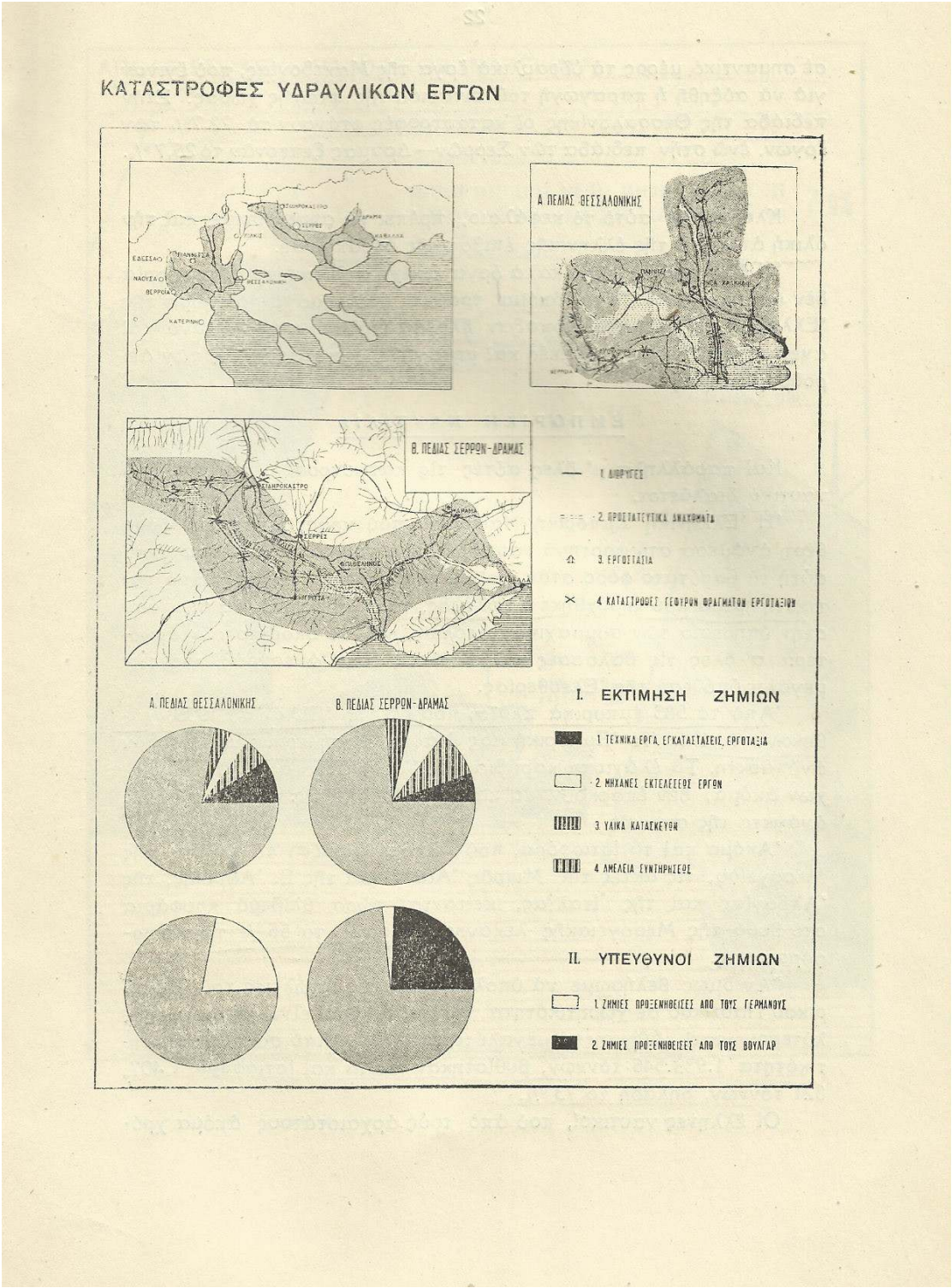

Lastly, in closing this chapter, we must also note the destruction of the Greek passenger airlines.

The numbered, but yet well-organized civil air force of our country, no longer exists; one more wound on the already maimed body of Greece. The Germans seized all passenger airplanes, and blew up all faculties and engine rooms in our airports.

COMMERCIAL NAVY

While all the above destructions were taking place, our commercial navy was also disassembled.

The Hellenic Commercial Navy, which was right before the war holding the seventh position in the world in shipping, also suffered a heavy blow for the cause of the United Nations. From the first day of the declaration of war, the Greek ships were put to the service of the Allied fleets, to be scattered later on in all the seas and oceans of the world, for the big cause of freedom.

Out of 583 ships, which Hellas owned in 1939, 439 perished. Our commercial navy today is practically non-existent. Our few remaining ships, still in the service of the Allied forces, are nowhere near enough to cover even our most urgent needs.

Even our sailboats, that once roamed the Mediterranean, the coasts of Asia Minor and Africa, of Albania and Italy, are now buried carcasses deep in the Mediterranean basin; we have in fact lost 66% of our sailboats.

If we wish to estimate the total losses of our Commercial Navy in terms of size, the numbers become even more frightening, since we have lost our biggest ships. Out of a capacity of 1.933.546 tons, a total of 1.407,821 tons were lost in the sea, which amounts up to 73% loss.

The Greek sailors, that have since ancient times, been the source of constant wealth and inspiration, the carriers of the Hellenic spirit, paid for their immense courage with their lives.

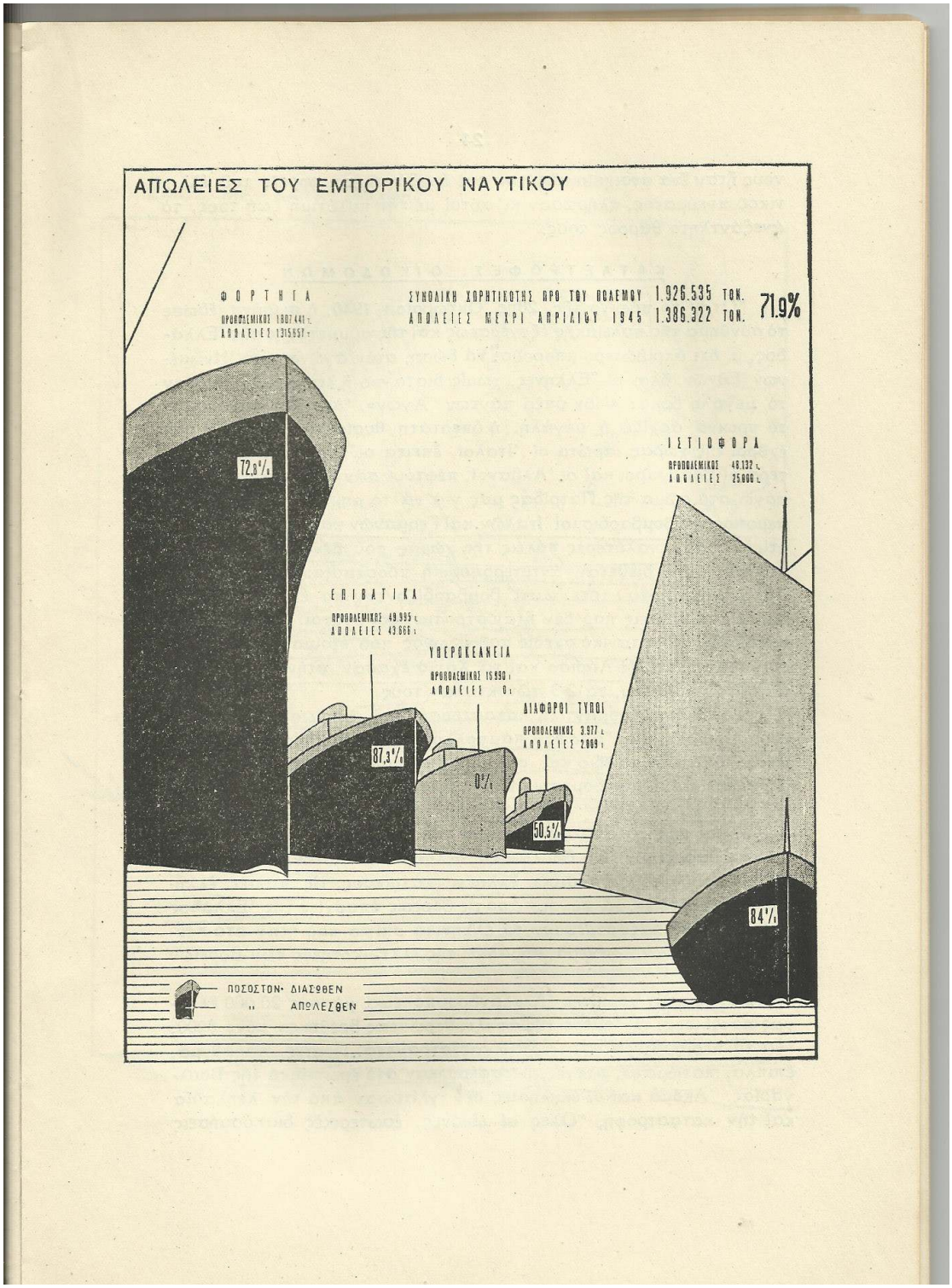

DESTRUCTION OF URBAN INFRASTRUCTURE

On the morning of October 28th 1940, the sirens sounded loud and clear the message of resistance, that the Hellenic people were rising to the resistance with everything

they could possibly give to the cause of the United Nations; And all the Greeks, without hesitance or fear, swore the same oath: **"Νυν Υπέρ Πάντων Αγών"**- "The struggle is everything". "There is no greater cause than the struggle". From precisely that moment on, begun the great, the ultimate sacrifice of the Nation. The enemies of our land, first the Italians, then the Germans and later on the Albanians and Bulgarians, fell like a pack of wolves on the body of our country to maim it. The first air raids of the Italians and the Germans wrecked a total of 24.000 buildings in the largest cities of our country, that were neither fortified, nor did they have air raid protection. The Greek people were in awe as to why Greek villages and provinces, which did not constitute military targets, were being bombed. But soon enough they understood the evil plot of the Axis powers, which were preparing our elimination as a nation. The cities of Larisa and Chania (Crete) lost in the first phase of the war, two thirds of their buildings.

But the most terrible disaster and devastation was inflicted upon us by the Bulgarians. They burned a vast number of villages and since they could not do the same to the large cities, they begun the "reconstruction and restoration" of cities. A German professor that was brought into Greece, declared the city roads to be "too narrow" and therefore the best buildings in the main roads of the cities had to be torn down. The Bulgarians wanted to chase the elderly Greek citizens away from the Northern provinces of Greece, and then destroy the Greek homes that were in the centre of the cities, destroy all evidence of the Hellenism of the northern provinces.

In the big city Alexandropolis, that numbered 20.000 people, only 8.000 people were found on the day of the liberation; most homes had been reduced to cinder. Doors, windows, furniture, floors and roofs, were all carried off to the Bulgarian inland. Even the Churches fell prey to the looting and the destruction; Icons, internal decorations, were all lost. The northern provinces of Greece lost a devastating total of

79.000homes.

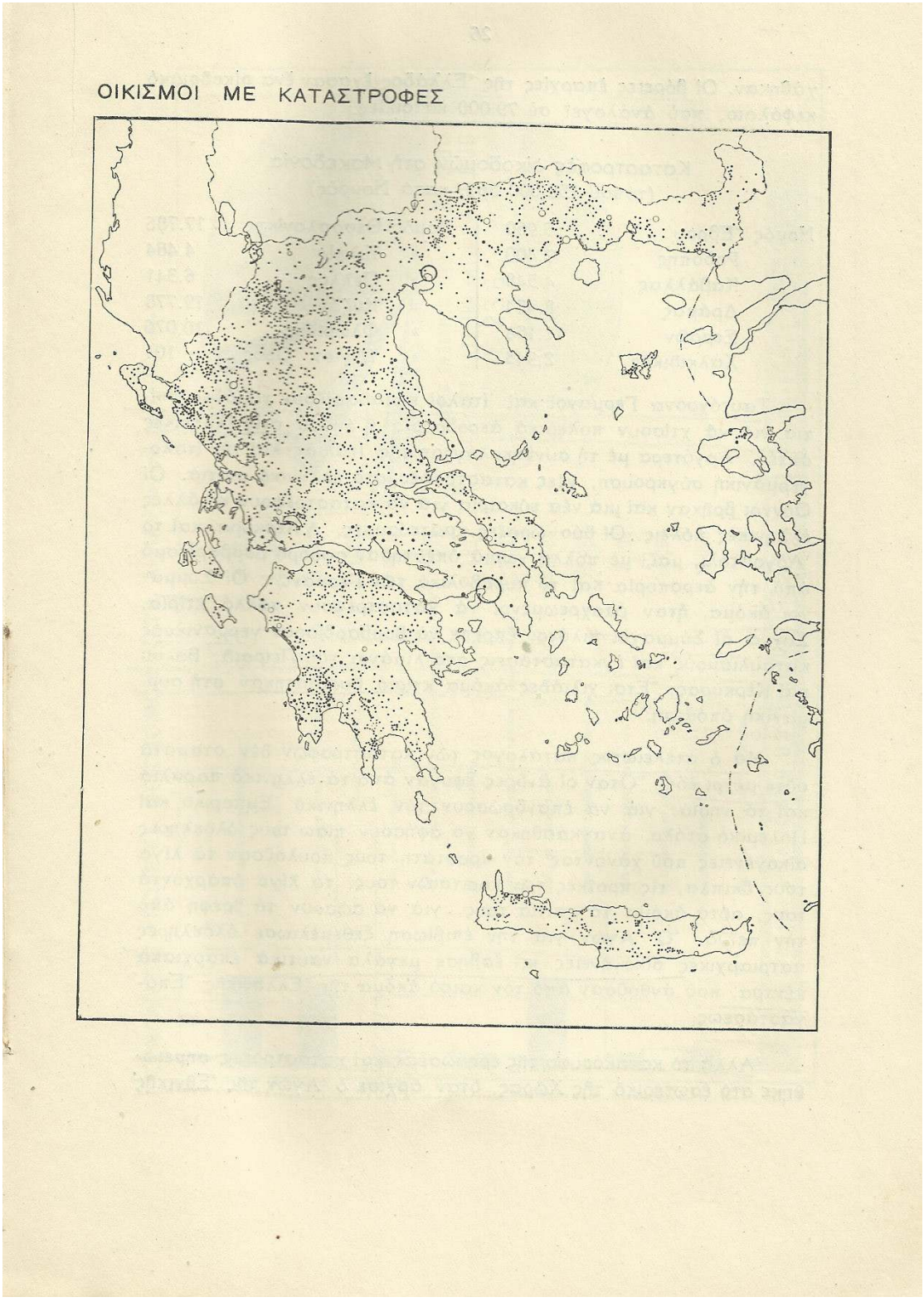

URBAN DESTRUCTION IN MACEDONIA
(estimating in 150.000 drachma by state)

STATE OF	Evros	6.960		Rhodope	7.400

	Kavala	4.548	Kilkis	4.484
	Drama	8.484	Pella	6. 341
	Serres	11.158	Kozani	19.778
	Chalkidiki	2.943	Florina	10.076
			Agion Oros	171
STATE OF	Thessaloniki	17.786		

At the same time, the Bulgarians and Italians tore down thousands of homes in order to construct military airfields and strongholds at the Greek shores. Later on, with the surrender of Italy and the Italian-German conflict, the Huns found another opportunity to destroy even more Greek cities. Two of the finest Capital cities, Corfu and Argostoli, along with a number of other cities, suffered a heavy blow by air-bombing and the German artillery. But even the Allies were forced to destroy several buildings. A lot of times, the Allies had to bomb the German barracks and even faculties on the ports of Pireaus, Volos and Corfu. Thousands more buildings were sacrificed in this way for the cause of the Struggle for freedom.
And yet, the long list of destruction and disaster does not end here: As the Greek men left the shores and islands to serve on the Commercial and War Navy, they left behind entire families that, as they were totally unprotected, had to resort to selling their sparse furnishing, their dowries, all of their precious few belongings, even their homes, in order to save their infants from starvation. The Struggle for survival uprooted entire families and eliminated the big naval provinces that had been blooming since the time of the Greek Revolution.
Still, the worse of the devastation was yet to come for the inland, when the Struggle for liberation began by the resistance.

The Huns, in a fit of mania, literally scorched the earth, where there once were large cities, villages and towns that had prospered.
The resistance fighters would pummel the enemy from all sides; they blew up bridges, cut off their lines of communication, captured their guards, and did everything possible to ensure that Greece was not turned into a fortress by the enemy. During that time, the Greek moral was enhanced in the mainland, by the resistance struggle of the people of the large urban communities; through sabotaging, illegal press, blowing up ships and through a wide organized network of information and espionage, the people's moral did not keel and that immensely irritated the enemy, whose efforts and operations were constantly falling short. But, since the Axis was incapable of fighting against the Resistance of the Nation, it could very well burn and plunder the defenseless habitats, villages and cities. The Axis believed that in this way they would deprive the Resistance of its basis of operation, by terrorizing the people into not resupplying the Freedom Fighters.
A great number of small Greek villages no longer exist today, in every sense of the word, because the Germans would use sulphur after setting fire to houses, to reduce even stone walls to cinder, so that after setting fire, not a trace of life would remain afterwards.
The city of Kalavryta, this most sacred place of Hellenism, the very place from which sprang the fire of freedom, of the revolution of 1821, that had been burned by the Turkish-Egyptian hordes, was destined to meet the same fate as 120 years before, as did many other villages, towns and large provinces.
This here is the estimation of our Struggle after four years of occupation:

From October 28th 1941 until the end of World War II, Hellas suffered urban construction losses amounting to 409.000 average buildings, that is to say, 23% of its urban construction.
The completely or partially damaged homes are divided into the following categories:

CONSTRUCTION DAMAGES (HOUSING)

Ref.	Severity of disaster	Farms/Rural	Urban	Total
1	Totally destroyed	118.000	37.500	155.500
2	Partially destroyed	16.000	25.500	41.500
3	Slightly damaged	787.000	737.000	1.524.000
	TOTAL	**921.000**	**800.000**	**1.721.000**

The best way to sum up the total of urban construction losses is by considering them as individual units. The best reference is the average Greek home, which was worth 150.000 drachmas (pre-war). A farm is represented as one unit, whereas an urban home as two. A partially destroyed construction amounts to 50% of one unit, whereas one that has suffered minor losses, according to the investigations and research that was carried out, to 12% of a full unit.
Thus, the previous table is converted to this one below, referring to Units of the average Greek Home.

CONSTRUCTION DAMAGES (HOUSING) TABLE 2

Ref. No	Severity of disaster	Farms/Rural	Urban	Total
1	Totally destroyed	118.000	75.000	193.000
2	Partially destroyed	8.000	25.000	33.500
3	Slightly damaged	94.000	88.500	182.500
	TOTAL	**220.000**	**189.000**	**409.000**

Therefore, urban construction losses amount to the sum of 61. 350.000 pre-war drachmas, or, if we estimate with current construction rates, (which are 100 times larger than pre-war, with 140 as the set price of gold and 60 for the capital gain in the international market today, then the total amount due is 61. 360.000 present day drachmas.

A) **Geographic Divisions with the most damages**

1) Thessaly 39.9%
2) Epirus 39.2%
3) Crete 26.8%
4) Evvoia and mainland Greece 25.9%
5) Macedonia 25. 2%
6) Ionian Islands 19.8%
7) Thrace 19%
8) Peloponnese 17.4%
9) Aegean Islands 14.2%
10) Cyclades Islands 13.2%

B)

C) **States with the most damages**

D)

1)	Thesproty	67. 3%	6)	Dramas	31.4%
2)	Kozani	45. 3 %	7)	Phtiotis &Phokis	30.8%
3)	Larissa	41.2%	8)	Chania	30.8%
4)	Trikala	38. 3%	9)	Florina	29.2%
5)	Ioannina	36.2%	10)		

E)

F)

G)

H) **Provinces with the most damages**

I)

1)	Margaritio (State of Epirus&Thesproty)	96.2%
2)	Kalambaka	86%
3)	Pirgiotissis (Heraklion-Crete)	85.5%
4)	Ellasona	76.8%
5)	Almyro	69. 2%
6)	Paramythias	60%
7)	Thyamedos (State of Epirus&Thesproty)	56. 3 %
8)	Grevena	52.5%
9)	Larissa	51.1%
10)	Kozani	48.5%
11)	Temenos (Heraklion- Crete)	46. 3 %
12)	Viannos	43.5%

J)

K) (According to percentage of disaster)

A) **Cities with over 10.000 population**

1)	Corfu	61%
2)	Larisa	40%
3)	Chania	28%
4)	Giannitsa	24%
5)	Heraclion	20%

L)

B) **Between 5.000-10.000 population**

1)	Almyros	33%
2)	Argostoli	23%
3)	Sidirokastron	15%
4)	Preveza	14%
5)	Arta	13%
6)	Didymoteichon	13%

M)

C) **Between 2.000-5.000 population**

1)	Anogeia (St. of Rethymnon)	100%
2)	Tymbaki(St. of Heraclion)	100%
3)	Carpenisi	98%
4)	Kalavryta	95%
5)	Kalabaka	92%
6)	Velestino	86%
7)	Mouzaki (St. of Trikala)	83 %

N)

D) **Between 0-2.000 population (some of the most important)**

1) Kandanos (State of Thessaloniki) 100%
2) Rizomylos(st. of Larissa) 100%
3) Prosilion (st.Phtiotis-Phokis) 100%
4) Margarikari(st.Heraclion) 100%
5) Neo Chorio (st.Chania) 100%
6) Skines (st. Chania) 100%
7) Makrakomi (st/Phtiotis-Phokis) 98%
8) Messenikolas (st.Trikala) 97%
9) Lidoriki (s.Pthiotis-Phokis) 91%
10) Kastraki (st.Trikala) 89%

O)

P) **ACCOUNTABLE FOR DESTRUCTIONS OF AVERAGE URBAN HABITAT (OF THE COUNTRY)**

Q) **(Price of average Urban habitat estimated at 150.000 pre-war drachmas)**

R) **Ref. No**	S) **Destructions**	T) **%**	U) **Construction**	V) **Pre-War value**	W) **Worth Today**
X) a.	Y) By Germans	Z) 51	AA) 208.500	AB) 31.275.000	AC) 3.127.500
AD) b.	AE) By Italians	AF) 27	AG) 110.000	AH) 16.500.000	AI) 1.660.000
AJ)c.	AK) By Bulgarians	AL) 18	AM) 74.500	AN) 11.175.000	AO) 1.117.500
AP) d.	AQ) Allies	AR) 2	AS) 8.500	AT) 1.275.000	AU) 127.500
AV) e.	AW) Greeks	AX) 2	AY) 7.500	AZ) 1.125.000	BA) 112.500
BB)	BC) **TOTAL**	BD) **100**	BE) **409.000**	BF) **61.350.000**	BG) **6.135.000 million**

BH)

BI) And here is the total outcome (audit) of urban construction disasters:

BJ) 3.700 cities and towns with destruction caused by bombing, looting and fire setting.

BK) 1.200.000 homeless people, amounting to 18% of the Greek population.

BL) 88.000 Families, of farmers with destroyed homes that live in the ruins.

BM) 30.000 families of farmers living in temporary boot camps and barracks constructed by the Greek people.

BN) 16.000 Farmer families that reside in half-demolished homes.

BO) 100.000 Urban families that are housed under the poorest of conditions.

BP) 15.000 Shop owners and business owners who have lost their business faculties.

BQ) 80.000 Families that were forced to sell their homes during the Axis occupation, which means they lost all their fortune.

BR) 5.000 Greek schools destroyed, or without windows or glass panes and commodities, which were destroyed and turned into prisons by the Axis.

BS) 1.500.000 Families that live in houses without windows, glass panes, without electricity, without heating and in buildings with various damages.

BT)

BU) **INFLATION**

BV) Apart from the destruction, the demolishment and fire-setting, the enemies of our country systematically looted and plundered everything that was left. Under the pretext of requisition, the enemies looted all supplies, produce, farm animals, vehicles and all kinds of machinery. But since requisition, especially in the mainland, wasn't always a convenient or applicable excuse, the Germans came up with a new method: Inflation.

BW) They allowed the circulation of paper money in large quantities, they started paying extremely high prices, and thus created an unbearable situation for the working class and the majority of the people that were living paycheck to paycheck.

BX) By the end of the Axis occupation, the smallest banknote was worth 100 billion drachmas and the price of a newspaper was 500 billion drachmas. The monthly salary of the public employees and the working class was barely enough to buy a pound and a half of oil, or four pounds of bread.

BY) The bare necessities and food became 50.000 times more expensive than they were before the war, while wages were adjusted only by 2.000 times. This was not incidental; but quite the contrary, it was part of the plan of the elimination and subjugation of the Greek people.

BZ) The conquerors aimed at two things:

a) With the created inflation, they could now buy anything they needed, paying in a currency with no real value in the land, and

b) They forced the Greek people, in their inflicted impoverishment, to sell their homes, their jewelry all their belongings and forced them to turn to the conqueror, asking for work in the German factories.

CA) In the space of four years, the total monetary circulation had risen from 11 billion drachmas in 1940, to 7. 305.000.000.000000 drachmas by September 1944!

CB) To comprehend the actual level of inflation, and the living costs, one need only ponder that a loaf of bread, which cost 10 drachmas in 1941, had risen by September 1944 to 153.000.000 drachmas.

BETAED UP TO HERE

CC)

CD) **NUTRITION**

CE) But, what were the consequences of the above Axis policies, with the inflation it induced, and the people's reaction?

CF) Nutrition reached a radical low, as is evident in the table below.

CG) **NUTRITIONAL INTAKE OF THE AVERAGE GREEK FAMILY IN ATHENS**

CH) **(In grams per daily ration)**

CI) **Food type**	CJ) **1939 Pre-war (grams)**	CK) **Nov. 1941-March 1942 (grams)**	CL) **Jan.-April 1943 (grams)**
CM) Cereals	CN) 580	CO) 149	CP) 370
CQ) Milk	CR) 93	CS) 15	CT) 19
CU) Eggs, Cheese	CV) 16	CW) 0,5	CX) 1,5
CY) Pasta	CZ) 23	DA) 1,2	DB) 10
DC) Vegetables	DD) 163	DE) 292	DF) 265
DG) Potatoes	DH) 60	DI) 24	DJ) 17
DK) Legumes	DL) 29	DM) 31	DN) 86
DO) Fish	DP) 27	DQ) 5	DR) 4
DS) Meat	DT) 31	DU) 8,3	DV) 6,4
DW) Fruit	DX) 77	DY) 107	DZ) 39
EA) Oils/fats	EB) 43	EC) 21	ED) 36,5

EE)

EF) As we can surmise, while the average working person had a daily intake of 2.800 calories, by November 1941-March 1942 the intake decreased to 930kcal and in the spring of 1943 to 1.700 calories.

EG) During the period between 1941-1942, 15% of the Greek population was severely malnourished, 63% malnourished, 18% was insufficiently nourished and only a mere 4% percent was barely meeting its needs in nourishment.

EH) However, the Greek people still resisted most fiercely, merely out of our immense love and passion for freedom, the penultimate trait of our race and alas loosing a great part of our population.

EI) **MORTALITY**

EJ) A perfect example of the immeasurable trial our Nation was put through in our decision to remain free people, are the testimonies and reports by the neutral observers and Healthcare organizations that came to Greece at the end of the occupation. The reports state that in the mountainous regions the children were famished and exhausted, living a borderline existence, emaciated and unable not only to move, but even to speak.

EK)

EL)

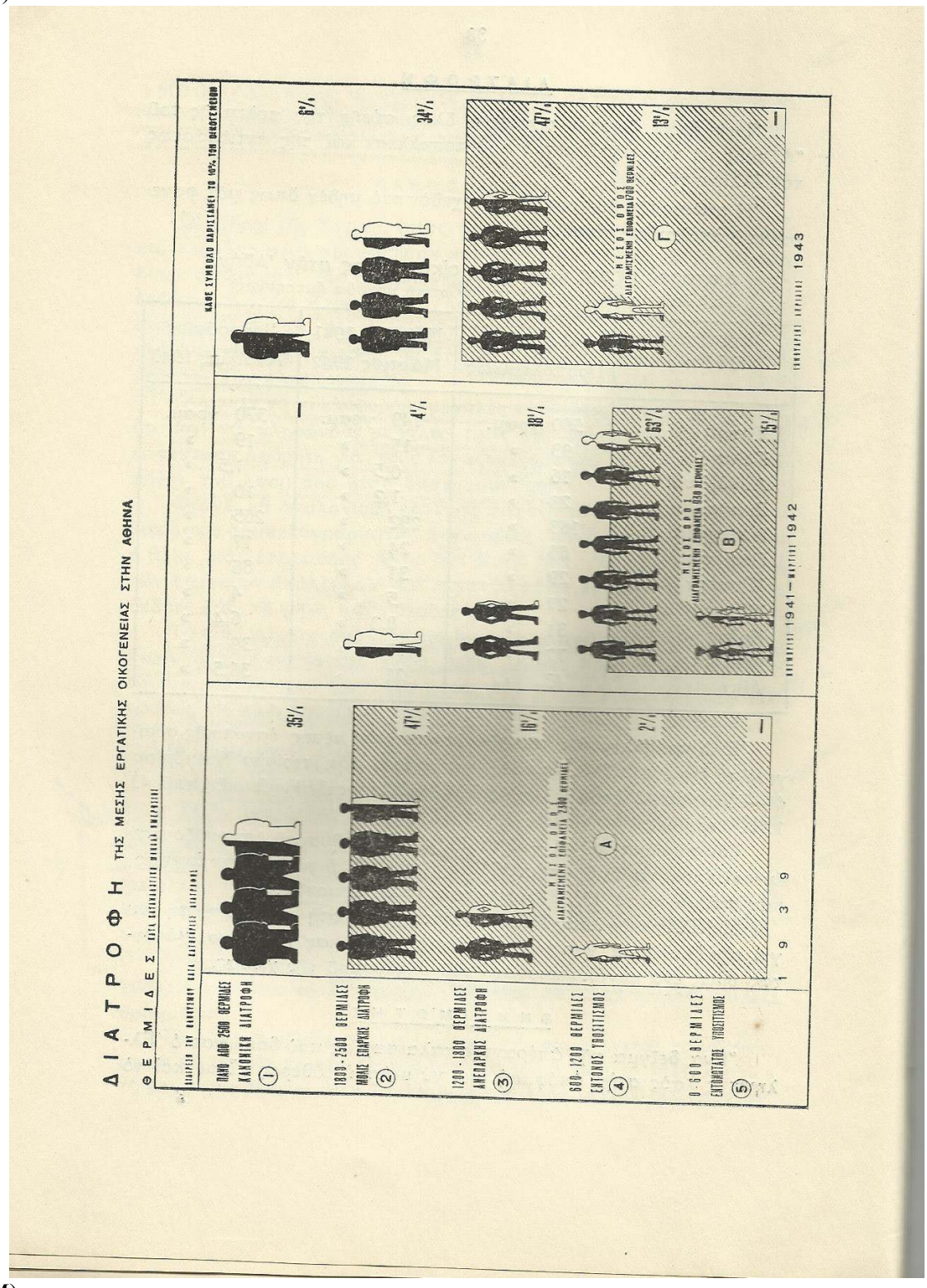

EM)

EN) During the first winter of the Axis occupation, the average rate of mortality rose times six, while the corpses of the famished lay by the hundreds in the streets of the Capital as well as the Provinces. The bodies were amassed and buried massively in graves of 50-60 people. The famine, that had at first plagued the capital, was now slowly spreading throughout the rest of Greece.

EO) During the first winter of the Axis occupation, mortality rates rose drastically from 1.000-1.100 deaths, to 7. 250 deaths per month. The situation started improving only when the supplying of food by the Allies through the Red Cross Organization begun.

EP) Between 1941-1944, during the Axis occupation, Greece lost a total of 300.000 of its citizens to famine.

EQ)

ER) **EXECUTIONS-VIOLENT DEATHS**

ES) The majority of the patriotic Greeks that lost their lives by execution were randomly selected. The concentration camps became infernos and storages of people for the firing squads. Many times, when the number of daily executions on their list was not met a random passerby or two off the street would pay the price.

ET) In many instances, the Huns executed the entirety of the male population of towns, as they did in Kalavryta, where they executed all men and teenagers from the age of 15 and up in one afternoon, a total of 1418 deaths in the space of half an hour.

EU) The Distomo Massacre bears testament to the fact that the Germans had no inhibitions in murdering even women and infants. In Distomo, they assassinated 20 infants, 45 children, 111 adults, and 42 elders in a short amount of time.

EV) During the Axis occupation, the Bulgarians also slaughtered in mass (Like in the abominable slaughter in Dramas, where 7.000 were mass-slain) a total of 30.000 civilians.

EW) Approximately at that same time, the Germans and Italians mass-slaughtered in retaliation a total of 5.000 civilians, mostly men.

ΕΧ)



ΕΥ)

ΕΖ) In addition, the Italian and German Marshial Courts condemned a total of 6.000 people to death.

FA) The Guerilla Resistance (Adartiko), with men lost in missions and mostly in retaliation by the Axis powers, cost the lives of 30.000 men and women.

FB) At this point, we must also note the deaths of 1000 people, caused by the Allied Airforce, by air-raid and bombing of the enemy's targets. Additionally we must note the following losses of life, between 1940-1941:

FC) Military: 1 3.600 Missing: 2.100. Victims of bombarding by the enemy: 3.000.

FD) On the whole, the Country lost approximately 90.700 people (83.600 men and 7.100 women), that were executed by the enemy, or died as a result of warfare.

FE)

FF) **<u>TOTAL LOSSES</u>**

FG) In summary, by adding the sums of the losses of human life that Hellas suffered during World War II from 1941-1944, we reach the results of the following table, which amount to a horrifying 394.000 deaths, analyzed as follows:

FH)	Dead by starvation	300.000
FI)	Bulgarian Atrocities	30.000
FJ)	German & Italian atrocities	11.000
FK)	Retaliation against freedom fighters	30.000
FL)	Greco-Italian & Greco-German war	15.700
FM)	Enemy Air-Raids and bombing	3.000
FN)	Allied forces air raid and bombing	1.000
FO)	Commercial Navy	3.000
FP)	Mission to Middle East	1.100

FQ)

FR) Unfortunately, aside from those estimated losses, we have no way of appropriating all the losses of life that occurred in these 3 ½ years of Axis occupation, amongst the 1.200.000 homeless people that lived in primitive conditions in the mountains. With them, the number must certainly reach and exceed 500.000 deaths, thus 7.7% of the total population of Greece.

FS) If we take into consideration that in 4 years of war, the normal mortality ratio is 4%, we reach a total of 10,7% noted as a reduction to our Country's populace. That number is fixed only if all the hostages held by the Germans, Bulgarians and Italians return home alive, otherwise, it rises as high as 13%.

FT) These are the sacrifices of the Greek people. But even among those who managed to survive, who were so physically exhausted, there are currently 400.000 young people suffering from tuberculosis in Greece, and 2.500.000 (more than 1/8 of our population is suffering from malaria, epidemic diseases etc.

FU)

FV) **POPULATION MOVEMENT AND IMMIGRATION**

FW) As a result of all the above, the Greek people are forced to immigrate in search of food, housing and security. The Italians, the Bulgarians and the Germans burn entire villages down, thus accelerating the process.

FX) The largest flow of migration is noted from the North Provinces heading south, while large groups of people take refuge in the Middle East, or flow into the large urban cities.

FY) The arrests and persecutions in the Bulgarian-occupied regions were so brutal, that 250.000 Greeks, more than 1/8 of the total Greek population, were forced to retreat, leaving everything behind at the hands of the Bulgarians and seeking refuge amongst their peers in

the western and Central Macedonia regions. But in the rest of Greece as well, thousands of hostages flooded into the concentration camps, to be sent away later on to Germany.
FZ) The Bulgarians, always first on the list of criminal activity, are estimated to have abducted 50.000 innocent civilians. The Italians are second, with 10.000 hostages, and the Germans with 30.000 hostages as well as a total of 60.000 abducted Jewish citizens.
GA) Aside from these numbers, we must also take into consideration 45.000 citizens that left for the Middle East, as well as 15.000 military men that manned the forces of Freedom of the Greek people abroad.
GB) That means, we must estimate the people who were repatriated for all the above reasons, to 3 210.000 citizens lost.
GC) But still, it is highly dubitable if even half of these people, hostages and refugees are still alive.
GD) In conclusion, the number of losses of human life that is definitive to what Greece clearly sacrificed to the common cause of Victory over the Axis, adds up to 12,1% of its total population.
GE) But the population of Greece has diminished even more. From 7. 335.000 souls that the country numbered in 1940-and should have reached, at this rate, 7.445.000 by 1944, the country was left with 6.920.000 citizens at that time, citizens whose health was crushed but whose morale remained intact.
GF)

GG)

ΜΕΤΑΚΙΝΗΣΕΙΣ ΤΟΥ ΠΛΗΘΥΣΜΟΥ
ΛΟΓΩ ΤΗΣ ΕΞΩΡΙΚΗΣ ΕΙΣΒΟΛΗΣ
ΟΚΤ. 1940 - ΜΑΪΟΣ 1941

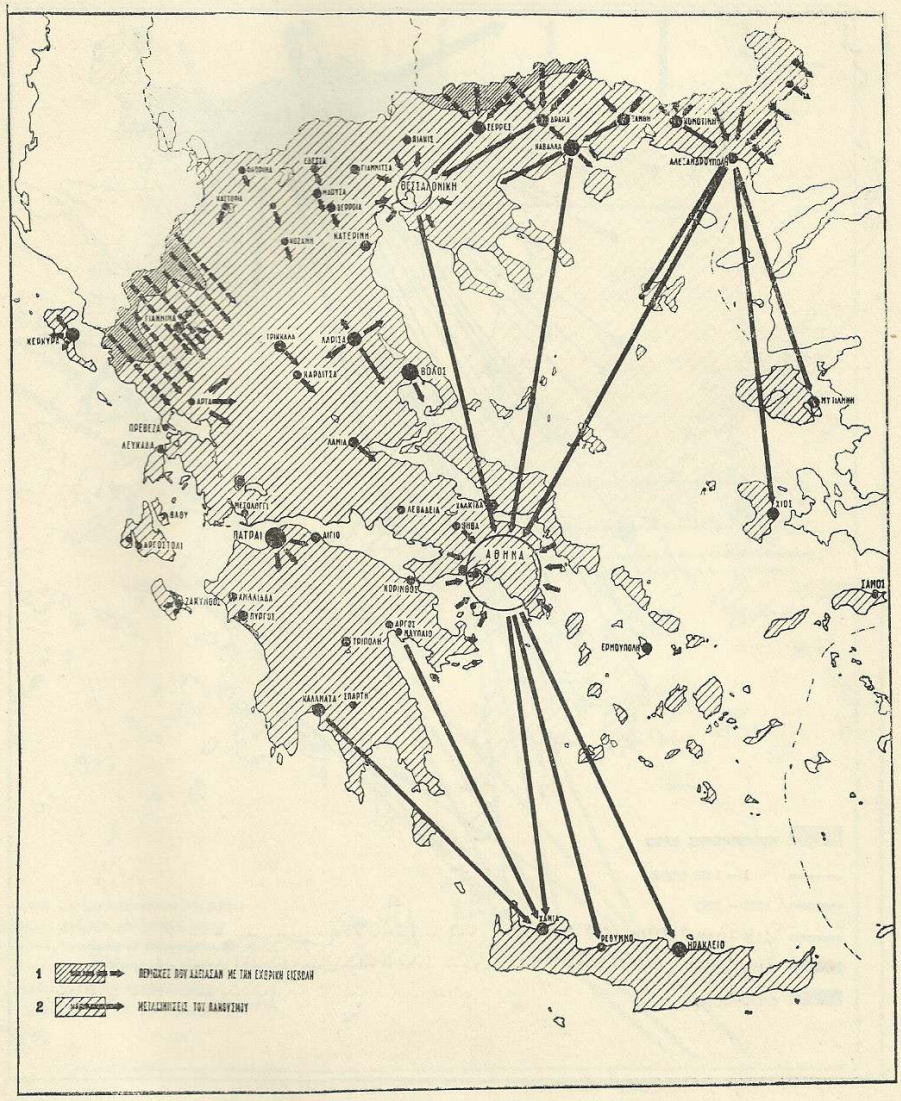

GH)
GI)

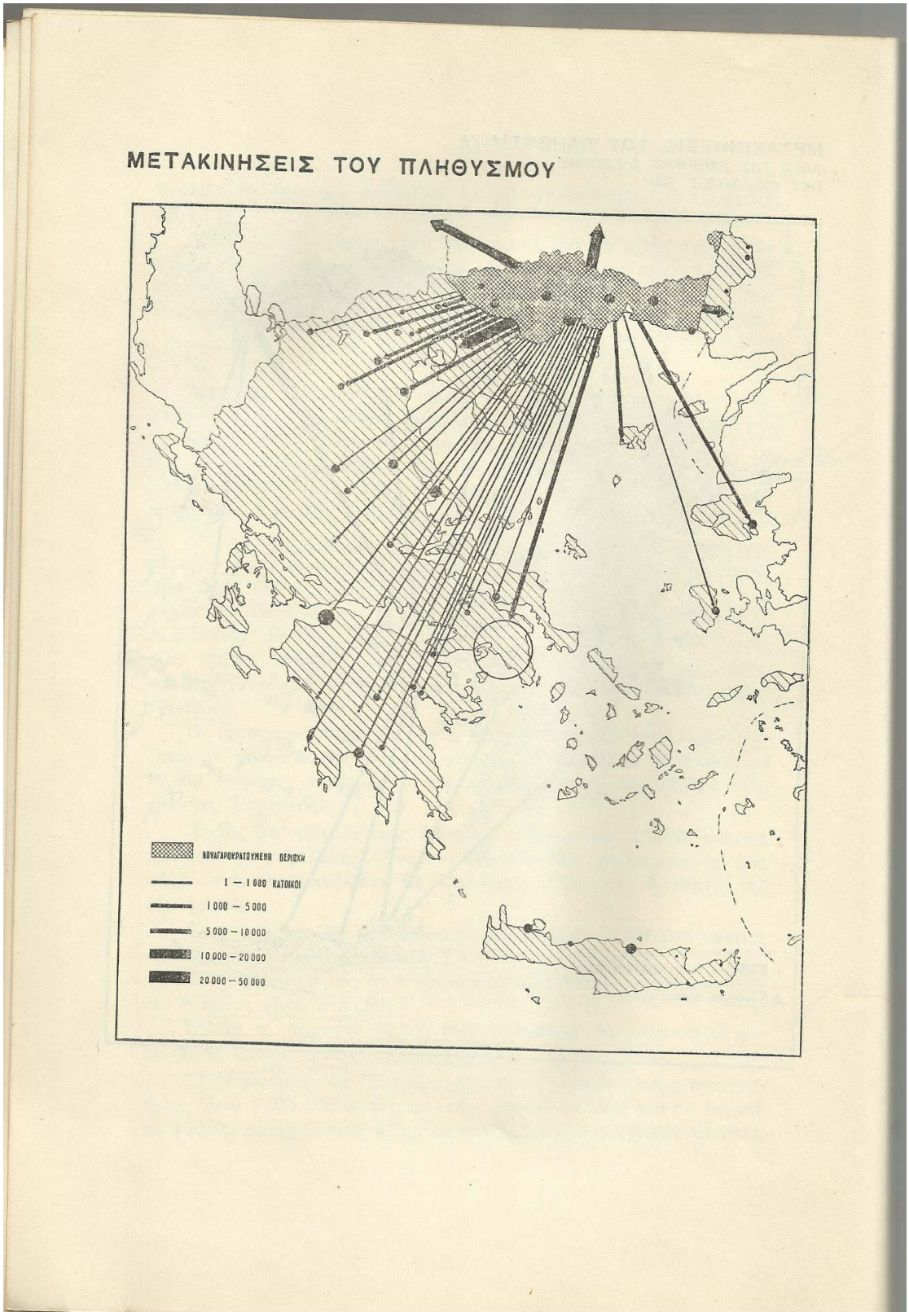
ΜΕΤΑΚΙΝΗΣΕΙΣ ΤΟΥ ΠΛΗΘΥΣΜΟΥ
ΒΟΥΑΓΑΡΟΚΡΑΤΟΥΜΕΝΗ ΠΕΡΙΟΧΗ
1 — 1 000 ΚΑΤΟΙΚΟΙ
1 000 — 5 000
5 000 — 10 000
10 000 — 20 000
20 000 — 50 000

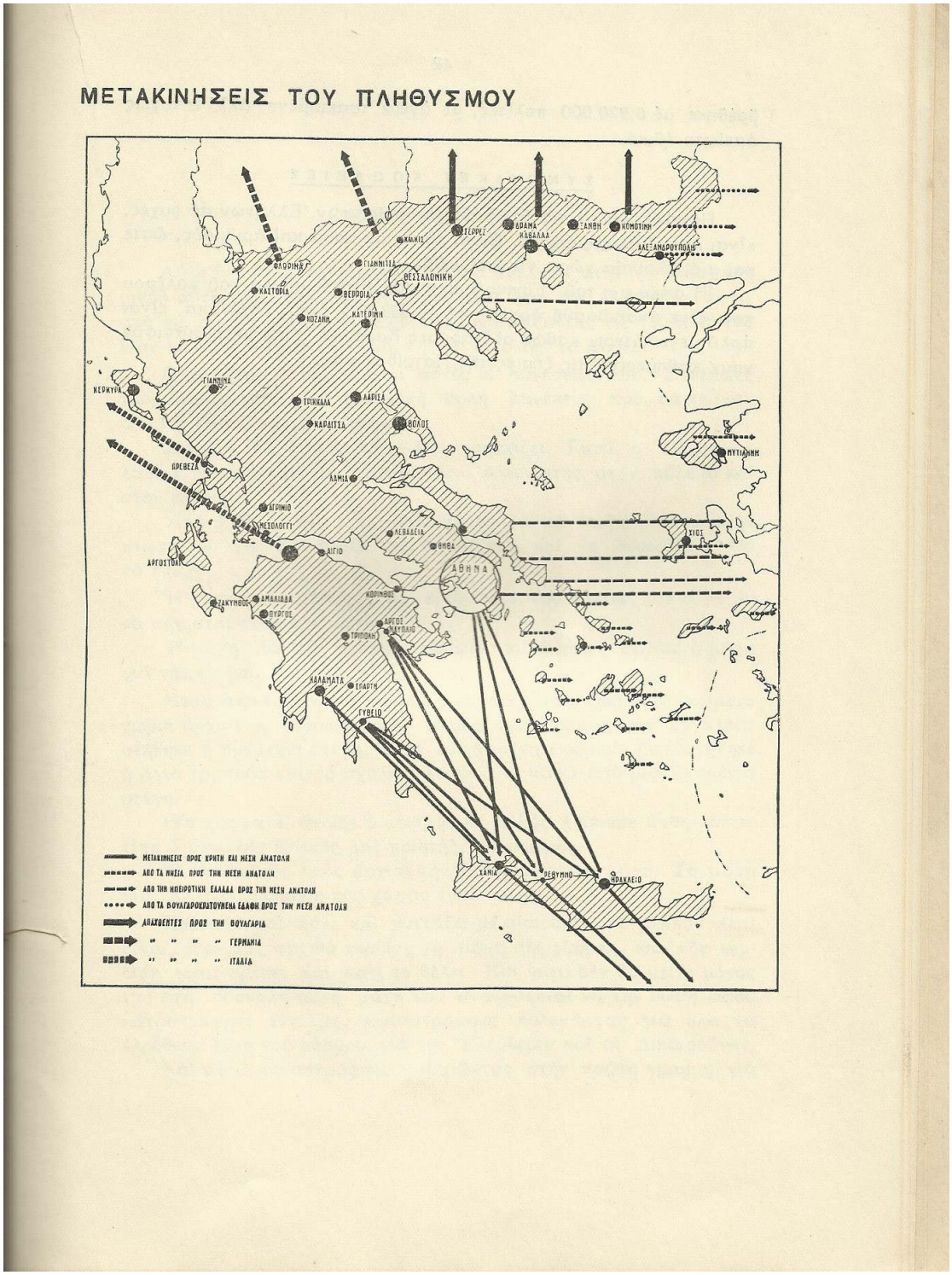

GJ)
GK)
GL)

GM) **TOTAL LOSSES**

GN) Aside from the irreplaceable and unthinkable sacrifice of the Hellenic people in lives, the material damages should also be taken into account. These are of such magnitude and by the numbers, that even a very wealthy country would be in total shambles.

GO) The loss of National Wealth in these five years of war, that had originally been estimated to be in the sum of 13.893.573 dollars, is in fact much larger, as our Public Services are still in the process of identifying damages and losses on a daily basis.

GP)

GQ) **The data reference in this report has been extracted by:**

A) **Ministries of:**

- Air force
- Reconstruction
- Agriculture
- Public Construction
- National Economy
- Shipping & Commerce
- Transportations
- Communications

GR)

B) **From the authorized Public Services of:**

- National Bank of Greece
- Committee for Reinstitution and Reimbursement

GS)

C) **From the following publications:**

- Dr. V. Valaoras Verbal declarations (table data: Deaths in the Capital of Greece during the Axis Occupation).
- Dr. I. Logaras: Three declarations in the Academy of Athens 1943 (Table data for the nutrition of the average Greek working family during Axis occupation).
- A.G. Bakalbasis: The Greek economy between 1941-1944 –(Table data: Reduction in Livestock imports during the Axis occupation, Reduction in commercial imports and exports, reduction in mining.

GT)

GU)

GV)

GW)

GX)

GY)

GZ)

HA)

HB)

ΑΙ ΘΥΣΙΑΙ ΤΗΣ ΕΛΛΑΔΟΣ ΣΤΟΝ ΔΕΥΤΕΡΟ ΠΑΓΚΟΣΜΙΟ ΠΟΛΕΜΟ

LES SACRIFICES DE LA GRÈCE A LA SECONDE GUERRE MONDIALE

THE SACRIFICES OF GREECE IN THE SECOND WORLD WAR

ЖЕРТВЫ ГРЕЦИИ ВО ВТОРОЙ МИРОВОЙ ВОЙНЕ

ΠΕΙΡΑΙΕΥΣ - ΚΑΤΑΣΤΡΟΦΕΣ

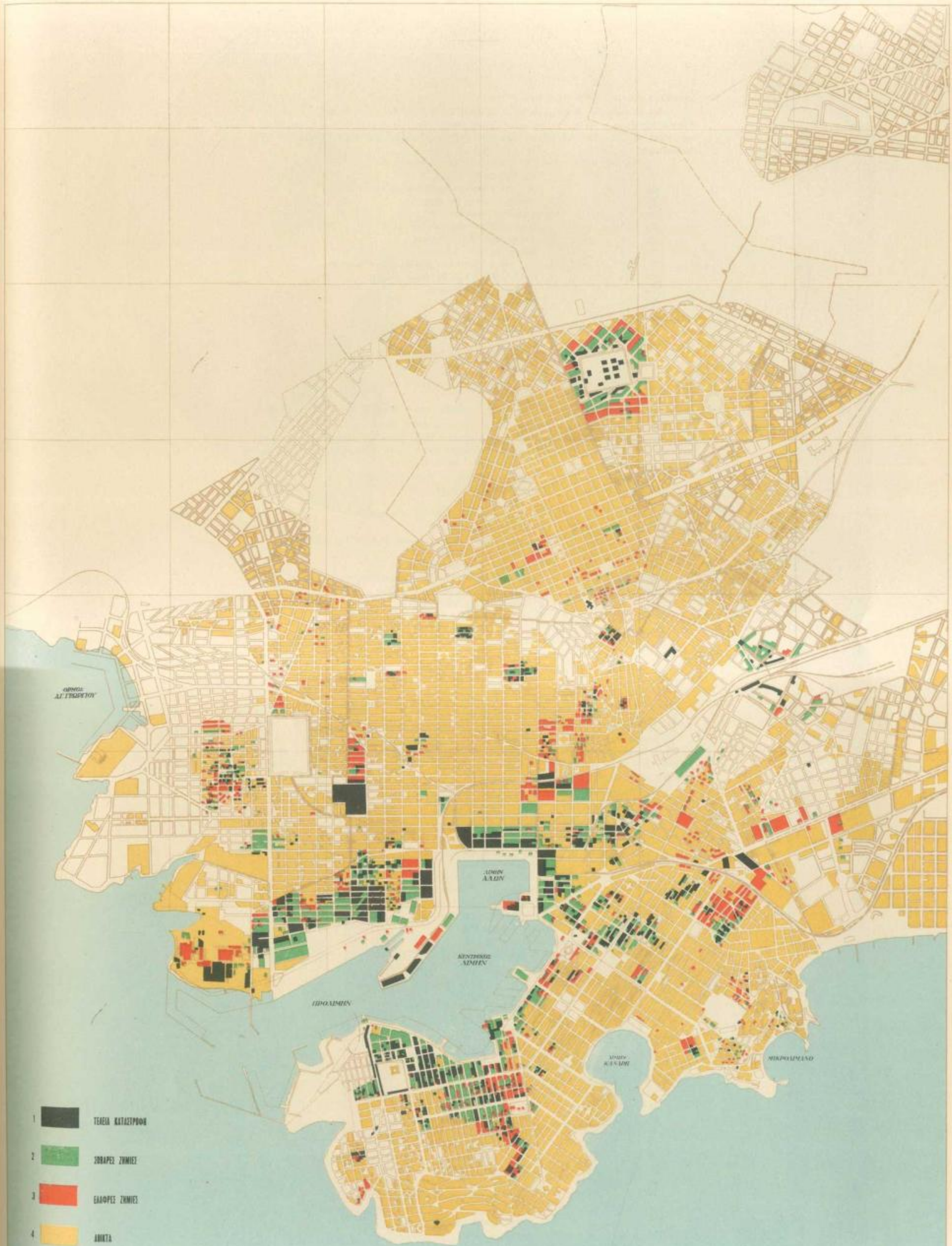

ΑΠΩΛΕΙΕΣ ΤΟΥ ΕΜΠΟΡΙΚΟΥ ΝΑΥΤΙΚΟΥ

ΣΥΝΟΛΙΚΗ ΧΩΡΗΤΙΚΟΤΗΣ ΠΡΟ ΤΟΥ ΠΟΛΕΜΟΥ 1.933.549 ΤΟΝ.
ΑΠΩΛΕΙΕΣ ΜΕΧΡΙ ΑΠΡΙΛΙΟΥ 1945 1.407.821 ΤΟΝ. 73 %

ΦΟΡΤΗΓΑ

ΠΡΟΠΟΛΕΜΙΚΩΣ 1.807.441 τ.
ΑΠΩΛΕΙΕΣ 1.315.657 τ.

72,8%

ΕΠΙΒΑΤΙΚΑ

ΠΡΟΠΟΛΕΜΙΚΩΣ 49.995 τ.
ΑΠΩΛΕΙΕΣ 43.666 τ.

87,3%

ΥΠΕΡΩΚΕΑΝΕΙΑ

ΠΡΟΠΟΛΕΜΙΚΩΣ 16.990 τ.
ΑΠΩΛΕΙΕΣ 0 τ.

0%

ΔΙΑΦΟΡΟΙ ΤΥΠΟΙ

ΠΡΟΠΟΛΕΜΙΚΩΣ 3.977 τ.
ΑΠΩΛΕΙΕΣ 2.009 τ.

50,5%

ΙΣΤΙΟΦΟΡΑ

ΠΡΟΠΟΛΕΜΙΚΩΣ 55.146 τ.
ΑΠΩΛΕΙΕΣ 46.489 τ.

84%

ΑΠΩΛΕΙΕΣ ΣΙΔΗΡΟΔΡΟΜΙΚΟΥ ΤΡΟΧΑΙΟΥ ΥΛΙΚΟΥ

ΑΤΜΑΜΑΞΕΣ

ΣΙΔΗΡΟΔΡΟΜΟΣ ΕΛΛ. ΚΡΑΤΟΥΣ 3ΣΚ
ΓΡΑΜΜΗ ΚΑΝΟΝΙΚΟΥ ΒΑΘΟΥΣ 1,44 Μ.

ΠΡΟΒΛΕΠΟΜΕΝΟΙ 220
ΑΦΙΚΘΕΙΣΕΣ 205 — 93%

ΣΙΔΗΡΟΔΡΟΜΟΣ ΠΕΛΟΠΟΝΝΗΣΟΥ 1ΜΑΣ
ΓΡΑΜΜΗ ΣΤΕΝΟΥ ΒΑΘΟΥΣ 1,00 Μ.

ΠΡΟΒΛΕΠΟΜΕΝΟΙ 93
ΑΦΙΚΘΕΙΣΕΣ 73 — 78%

ΕΠΙΒΑΤΙΚΑ ΒΑΓΟΝΙΑ

ΣΙΔΗΡΟΔΡΟΜΟΣ ΕΛΛ. ΚΡΑΤΟΥΣ 3ΣΚ
ΓΡΑΜΜΗ ΚΑΝΟΝΙΚΟΥ ΒΑΘΟΥΣ 1,44 Μ.

ΠΡΟΒΛΕΠΟΜΕΝΟΙ 362
ΑΦΙΚΘΕΙΣΕΣ 356 — 98%

ΣΙΔΗΡΟΔΡΟΜΟΣ ΠΕΛΟΠΟΝΝΗΣΟΥ 1ΜΑΣ
ΓΡΑΜΜΗ ΣΤΕΝΟΥ ΒΑΘΟΥΣ 1,00 Μ.

ΠΡΟΒΛΕΠΟΜΕΝΟΙ 205
ΑΦΙΚΘΕΙΣΕΣ 154 — 75%

ΦΟΡΤΗΓΑ ΒΑΓΟΝΙΑ

ΣΙΔΗΡΟΔΡΟΜΟΣ ΕΛΛ. ΚΡΑΤΟΥΣ 3ΣΚ
ΓΡΑΜΜΗ ΚΑΝΟΝΙΚΟΥ ΒΑΘΟΥΣ 1,44 Μ.

ΠΡΟΒΛΕΠΟΜΕΝΟΙ 4544
ΑΦΙΚΘΕΙΣΕΣ 4491 — 98%

ΣΙΔΗΡΟΔΡΟΜΟΣ ΠΕΛΟΠΟΝΝΗΣΟΥ 1ΜΑΣ
ΓΡΑΜΜΗ ΣΤΕΝΟΥ ΒΑΘΟΥΣ 1,00 Μ.

ΠΡΟΒΛΕΠΟΜΕΝΟΙ 965
ΑΦΙΚΘΕΙΣΕΣ 725 — 75%

ΚΛΕΙΣΤΑ ΦΟΡΤΗΓΑ ΒΑΓΟΝΙΑ

ΣΙΔΗΡΟΔΡΟΜΟΣ ΕΛΛ. ΚΡΑΤΟΥΣ 3ΣΚ
ΓΡΑΜΜΗ ΚΑΝΟΝΙΚΟΥ ΒΑΘΟΥΣ 1,44 Μ.

ΠΡΟΒΛΕΠΟΜΕΝΟΙ 49
ΑΦΙΚΘΕΙΣΕΣ 48 — 98%

ΣΙΔΗΡΟΔΡΟΜΟΣ ΠΕΛΟΠΟΝΝΗΣΟΥ 1ΜΑΣ
ΓΡΑΜΜΗ ΣΤΕΝΟΥ ΒΑΘΟΥΣ 1,00 Μ.

ΠΡΟΒΛΕΠΟΜΕΝΟΙ 43
ΑΦΙΚΘΕΙΣΕΣ 32 — 75%

ΑΥΤΟΚΙΝΗΤΑΜΑΞΕΣ

ΣΙΔΗΡΟΔΡΟΜΟΣ ΠΕΛΟΠΟΝΝΗΣΟΥ 1ΜΑΣ
ΓΡΑΜΜΗ ΣΤΕΝΟΥ ΒΑΘΟΥΣ 1,00 Μ.

ΠΡΟΒΛΕΠΟΜΕΝΟΙ 20
ΑΦΙΚΘΕΙΣΕΣ 6 — 30%

ΑΙ ΘΥΣΙΑΙ ΤΗΣ ΕΛΛΑΔΟΣ ΣΤΟ ΔΕΥΤΕΡΟ ΠΑΓΚΟΣΜΙΟ ΠΟΛΕΜΟ

LES SACRIFICES DE LA GRÈCE A LA SECONDE GUERRE MONDIALE

THE SACRIFICES OF GREECE IN THE SECOND WORLD WAR

ЖЕРТВЫ ГРЕЦИИ ВО ВТОРОЙ МИРОВОЙ ВОЙНЕ

ΠΟΛΙΤΙΚΗ ΑΕΡΟΠΟΡΙΑ

